

Zimmerman Truck Bodies



HISTORY

Zimmerman Auto LLC began over 25 years ago by an entrepreneur in Cantril, IA. a small farming community in the southeast quadrant of the state. The primary beginning focus was automotive, namely rebuilding and repairing cars and trucks. In 2009 Trailer sales became a part of the business and was soon followed by trailer and truck body manufacturing. This manufacturing aspect has now become the primary focus of the company.

Our Zimmerman Truck Bodies line has positioned itself as a source of choice for light to medium duty bodies! We offer models in Aluminum and Steel with Aluminum being our primary focus. Whether your need is light hauling, pulling, or service we have it covered by incorporating B & W Hitches and LED lighting in our standard product line. Zimmerman Truck Bodies are engineered carefully with designs that solve problems.

Zimmerman Trailers are an all-Aluminum line of trailers. We are offering an all new redesigned car hauler and utility style trailer and adding models and features rapidly.


Zimmerman Trailers & Zimmerman Truck Bodies provide the marketplace with unique, innovative, quality products designed with simplicity and integrity. We are a distinguished excelling company dedicated to accepting and overcoming the challenges as they are presented. We know you were looking for the best in quality, workmanship, and integrity... and you have found it!


OUR MISSION VISION & PURPOSE

**Mission: We Build
Peace of Mind,
Confidence and
Durability With a
Customer Centered
Experience**

**Vision: To have a
Zimmerman Truck
Bed on Every Work
Truck in America**

**Purpose: Our
Purpose is to share
God's Goodness with
unfortunate Children**





WARRANTY

Each Zimmerman Truck Bed has been manufactured, tested, & inspected in accordance with carefully specified engineering requirements and is warranted to the original owner to be free from defects in material and workmanship for a period of 1 year. Steel Beds coated with Epoxy Primer & Polyurethane Paint is Warranted for 90 days.

The warranty shall be void where the unit has been subject to misuse, neglect, alteration, modification, accident or where repair parts or actual repairs have been supplied and or performed without Zimmerman Trailers Trailer authorization.

Zimmerman Trailers,LLC will not be responsible for consequential, incidental, special or indirect damages of any kind which may be incurred as a result of any defect in material or workmanship, including, but not limited to, loss of time, inconvenience, loss or income from use of said product or in any way.

Zimmerman Trailers,LLC will not be responsible for any fees incurred by purchaser relating to any warranted claims against manufacturer. Improper use of the product shall not be considered defect within the scope of the warranty. No claims for warranty will be considered unless authorized by Zimmerman Trailer Sales.



Zimmerman
Truck Bodies

RANCH MASTER

Truck Body



Standard Features:

3/16" Aluminum Tread Deck Plate - Welded Headache Rack
4" Structure Formed Frame
B & W Turnover Ball Hitch - 30,000 LB Rated
2 - Front Side Tool Boxes 2 - Rear Side Tool Boxes
Toolboxes Lockable w/ Vector TL-300 Latches- Side Skirts w/ tread plate
Receiver Hitch • Aluminum Steps
LED Light Package & 7 Way RV Plug

Standard Sizes Available

With EZ Mount Frame:

84" x 84" 84" x 102" 94" x 84" 94" x 102"

Cab & Chassis Sizes:

84" x 109" 84" x 114" 94" x 109" 94" x 114" 94" x 136"



RANCH MASTER OPTIONS



- Smooth Aluminum Doors & Side Skirts
- EZ Mount Bracket Kit
- Plug N Play Wiring Harness



- Mud Flaps



- Standard Latch Package



- LED Flood Work Lights



- Strobe Light



- Interior Tool Box Lights

Zimmerman
Truck Bodies



ADVANTAGE

Service Body

Standard Features:

3/16" Aluminum Tread Deck Plate - Welded Headache Rack
4" Structure Formed Frame
Unibody Sides
B & W Turnover Ball Hitch - 30,000 LB Rated
Receiver Hitch
Floor "D" Rings
Lockable Tool Boxes - LED Light Package
7-Way RV Plug
Up-Grade Latch Package (Standard)

Standard Sizes Available

With EZ Mount Frame:

84" x 84" 84" x 102" 94" x 84" 94" x 102"

Cab & Chassis Sizes:

84" x 109" 84" x 114" 94" x 109" 94" x 114" 94" x 136"

ADVANTAGE OPTIONS



Adjustable Height
Slide Out Drawers



"In-Frame" Rear Entry Storage



Adjustable Shelves



6" & 12" Rear Tail Board



Smooth Aluminum Doors



Liquid Transfer Tanks
w/Pumps



Removable Ladder Rack



"Flip Down" Rear Tail Board



Mud Flaps



LED Lights



LED Flood Lights - Interior Tool Box



Full Step Bumper



Strobe Light

- EZ Mount Bracket Kit
- Up-Grade Latch Package (Standard)
- Pass Thru Between Front Boxes (for longer storage)
- Plug N Play Wiring Harness

LEGACY CONTRACTOR

Truck Body



Zimmerman
Truck Bodies

Standard Features:

3/16" Aluminum Tread Deck Plate - Welded Headache Rack
4" Structure Formed Frame • Receiver Hitch
Large Left Front Tool Box Cabinet • Vented Storage (102" & larger)
Rear Tool Boxes-Right Side Tool Boxes
Front Underbody Tool Boxes • Lockable Tool Boxes
Floor "D" Rings - Ladder Rack • LED Light Package • 7 Way RV Plug
Up-Grade Latch Package (Standard)

Standard Sizes Available

With EZ Mount Frame:

84" x 84" 84" x 102" 94" x 84" 94" x 102"

Cab & Chassis Sizes:

84" x 109" 84" x 114" 94" x 109" 94" x 114" 94" x 120" 94" x 136"



LEGACY OPTIONS

- Plug N Play Wiring Harness



Adjustable Shelves



Fold-Down Tail Board



Slide-Out Drawers



Smooth Doors



Strobe Light



Full Step Bumper



Interior Tool Box Lights



LED Flood Work Lights

PLATINUM SERIES

Truck Body



Zimmerman
Truck Bodies

Standard Features:

3/16" Aluminum Deck Plate • Welded Headache Rack
4" Structure Formed Frame
B & W Turnover Ball Hitch - 30,000 LB Rated • Receiver Hitch
6" Fold Down Sides • 6" Tail Board
2 Front Tool Boxes (underbody) • 2 Rear Tool Boxes (underbody)
Side Skirts (tread plate) • LED Light Package • 7-Way RV Plug

Standard Sizes Available

With EZ Mount Frame:

84" x 84" 84" x 102" 97" x 84" 97" x 102"

Cab & Chassis Sizes:

84" x 109" 84" x 114" 97" x 109" 97" x 114" 97" x 136" 97" x 144"



PLATINUM OPTIONS

- Recessed Gooseneck Hitch
- EZ Mount System
- Plug N Play Wiring Harness



Smooth Aluminum Doors & Side Skirts



Mud Flaps



Up-Grade Vector TL-300 Tool Box Latches



LED Flood Work Lights



Interior Tool Box Lights



Strobe Light

6000XL SERIES

Truck Body



Zimmerman
Truck Bodies

Standard Features:

3/16" Aluminum Tread Deck Plate
1/2" Aluminum Rub Rail
4" Structure Formed Frame
B & W Turnover Ball Hitch - 30,000 LB Rated
Receiver Hitch
LED Light Package
7-Way RV Plug

Standard Sizes Available

With EZ Mount Frame:

84" x 84" 84" x 102" 97" x 84" 97" x 102"

Cab & Chassis Sizes:

84" x 109" 84" x 114" 97" x 109"
97" x 114" 97" x 136" 97" x 144"



6000XL OPTIONS



Mud Flaps



6" or 12" Drop In Side Boards

6" or 12" Tail Boards



LED Flood Work Lights



Tool Box Step



Strobe Light



Skirt



Up-Grade Latch



Interior Tool Box Lights



Tool Box

- EZ Mount Bracket Kit
- Mounting Brackets
- Plug N Play Wiring Harness

4000 XL SERIES

Truck Body



Zimmerman
Truck Bodies

Standard Features:

- 5" Aluminum Channel Underneath Frame
- Heavy Wall Extruded Bed Frame
- Heavy Extruded Plank Floor
- Heavy Headache Rack
- Stake Pockets
- Rub Rails
- LED Light Package

Standard Sizes Available

With EZ Mount Frame:

84" x 84" 84" x 102" 94" x 84" 94" x 102"

Cab & Chassis Sizes:

84" x 109" 84" x 114" 97" x 109" 97" x 114" 97" x 136"



4000XL OPTIONS



Mud Flaps



6" or 12" Drop In Side Boards



6" or 12" Tail Boards



Strobe Light



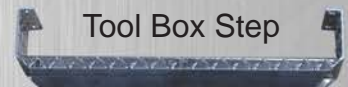
Tool Box



Interior Tool Box Lights



Up-Grade Latch



Tool Box Step



Skirt

- Gooseneck Hitch Access Door

3000 XL SERIES

Truck Body



Zimmerman
Truck Bodies

Standard Features:

1/8 " Steel tread deck plate
4" Structure Formed Frame - EZ Mount System
Welded Headache Rack
B & W Turnover Ball Hitch & Rear Receiver Hitch
Stake Pockets & Rub Rails
LED Light Package.

Standard Sizes Available

With EZ Mount Frame:
97" x 84" 97" x 102"

Cab & Chassis Sizes:
97" x 109" 97" x 114" 97" x 136" 97" x 144"



3000XL OPTIONS



Mud Flaps



6" or 12" Drop In Side Boards



6" or 12" Tail Boards



Strobe Light




Tool Box
(Aluminum or Steel Available)



Interior Tool Box Lights



Up-Grade Latch



Tool Box Step



Skirt

4000 SERIES

Truck Body



Zimmerman
Truck Bodies

Standard Features:

- 5" Aluminum Channel Underneath Frame
- Heavy Wall Extruded Bed Frame
- Heavy Extruded Plank Floor
- Heavy Headache Rack
- 4 Stake Pockets (no rub rail)
- LED Lights-Tailboard

Standard Sizes Available

84" x 84" 84" x 102" 97" x 84" 97" x 102"



3000 SERIES

Truck Body

Zimmerman
Truck Bodies

Standard Features:

- 1/8 " Steel deck plate
- 4" Structure Formed Frame - EZ MOUNT System
- Welded Headache Rack
- LED Light Package
- Receiver Hitch
- Front & Rear Stake Pockets Only

Standard Sizes Available

84" x 84" 84" x 102"

Standard Sizes Available

97" x 84" 98 x 102"

EZ DUMP SERIES

Truck Body



Zimmerman
Truck Bodies

Standard Features:

- Floor- 3/16" (includes "D" Rings)
- Fold Down Sides 14" w/Extensions
- Manual Tail Gate w/"Spreader Chains"
- Frame Rails -Formed 8"
- Tail Panel - 1/8" Treadplate w/trailer plug
- Hoist - Underbody Electric w/sub frame includes 12 volt batter
- Receiver Hitch - 2 1/2"
- Paint Color - Gloss Black Polyurthane w/Epoxy Primer
- Light Boxes - Rear
- Full Mud Flaps
- Tarp - Manual Roll

Standard Sizes Available

9', 11', 14' LENGTH

EZ DUMP - FEATURES

Zimmerman
Truck Bodies



Tarp -
Manual Roll



System - Operating






Light Boxes - Rear



Mud Flaps

CUSTOMIZED

Zimmerman
Truck Bodies



- - Q U O T E - -

BED MODEL _____ \$ _____

OPTIONS _____ \$ _____

OPTIONS _____ \$ _____

OPTIONS _____ \$ _____

OPTIONS _____ \$ _____

OPTIONS _____ \$ _____

OPTIONS _____ \$ _____

OPTIONS _____ \$ _____

OPTIONS _____ \$ _____

TOTAL \$ _____

Misc Notes _____

PREPARED BY: _____

PHONE # _____



Cantril, IA



DEALER: